



Product: 30 Inch Professional Dual Fuel Range in Stainless Steel
Model Number: HRD3088U / HRD3088ULP

TECHNICAL DETAILS

Fuel Type	Natural Gas / LP Convertible
Electrical Requirements	240V, 4-Prong 14-50R Power Outlet
Circuit Breaker (A)	20A
Frequency (Hz)	60 Hz

BURNER PERFORMANCE

Total Burners	6
[1] Front Left (Single)	18,000 BTU
[2] Front Right (Dual Burner with simmer function)	15,000 BTU (650 BTU for Simmer)
[3] Rear Left (Single)	12,000 BTU
[4] Rear Right (Single)	12,000 BTU



FEATURES & BENEFITS

- High-Powered BTU Burners:** From a high-powered 18,000 BTU burner to a burner with a steady 650 BTU simmer function, this range gives you the power you need for large family meals and the consistent low heat desired for cooking delicate sauces or melting chocolate.
- LuxGlide™ Telescopic Racks:** Telescopic racks use ball bearing rack guides for an effortless glide in and out of the oven. This luxury feature allows the rack to extend fully without tipping over for smooth, easy handling of even the heaviest dishes, and adjusts to fit different rack support levels.
- Energy Efficient Heating:** Heating element distributes heat evenly for excellent boiling and baking.
- Commercial Convection Fan:** Convection fan provides controlled heat distribution for fast and efficient cooking.
- LED Control Panel Lights:** When in operation, the LED control panel lights illuminate a striking blue for an added pop of color.
- Large Oven Capacity:** 4.2 cu. ft. oven capacity can accommodate multiple dishes for enhanced cooking.
- Continuous Cast-Iron Cooking Grates:** Heavy-duty continuous cast-iron cooking grates that can handle any size cookware.
- Brilliant Blue Porcelain Interior:** The brilliant blue porcelain interior adds a bold, stylish touch to your professional range.
- Heavy Duty Control Knobs:** Heavy duty, die-cast metal burner control knobs add style and durability.
- Black Porcelain Spill Tray:** Black porcelain spill tray on cooktop catches the mess and makes cleanup easy.
- Automatic Re ignition Feature:** Automatic re ignition feature relights an extinguished flame for safer cooking.

OVEN PERFORMANCE

Oven Capacity	4.2 cu. ft
Bake Power	850 W Top 3000 W Bottom
Broil Power (30-inch oven)	3,500 W



WARRANTY: 2 YEARS PARTS AND LABOR



PRODUCT DIMENSIONS

Product Width	30"
Product height (from bottom to top of back splash)	38 1/2"-39 1/2"
Product height (from bottom to top of side panel)	35 15/16" - 36 15/16"
Product depth (from back panel to bullnose)	27 7/8"
Product depth (from back panel to control board)	26 1/2"
Product depth (from back panel to side panel front)	24 3/16"
Depth of control panel (minimum)	2 1/4"
Depth of control panel (bullnose)	3 11/16"
Cast iron cooking grate (W x L)	10 3/4" x 21 1/2"
Adjustable Legs	Not to Exceed 1"

REQUIRED CUTOUT SIZE

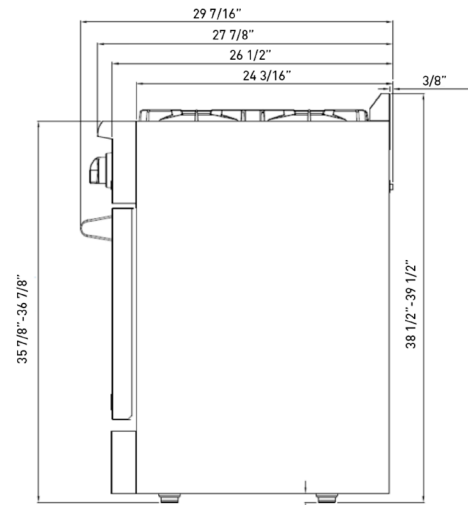
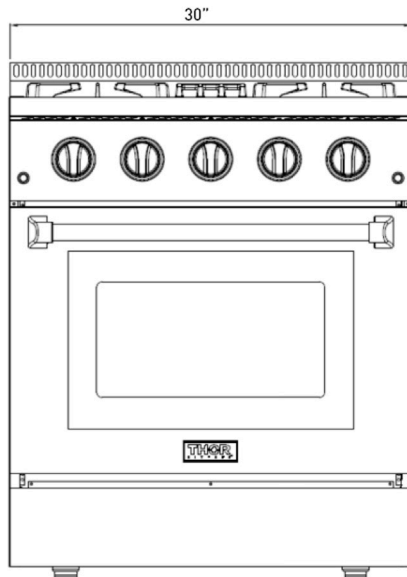
30 1/8"W x 24 13/16"D x 35 15/16" (+1")H

OVEN DIMENSIONS

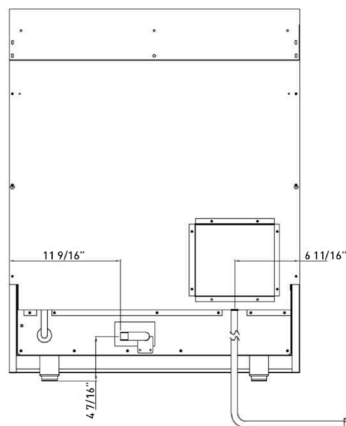
Oven Cavity Dimension (WxDxH)	24" x 18" x 15 1/4"
Oven Rack Dimension	22 3/4" x 15 1/2"
Distance Between Oven Rack	2 1/8"

ACCESSORIES (NOT INCLUDED)

Liquid Propane Gas Conversion Kit	LPKHRD3088U
30" Telescopic Rack	TR30SS
Wok Ring	WK01
30" Island Trim	ITHRD3088U
Cast Iron Reversible Griddle	RG1022



NG: Input Pressure: 7 inches, Output Pressure: 5 inches
 LP: Input Pressure: 11 inches Output Pressure: 10 inches
 Regulator Location: Inside the kick Panel – Bottom Right
 Size of Regulator: 1/2 inch



*240V, 4-Prong 14-50R Power Outlet is not included with the product

